







Photos des chenilles de *Lopinga achine* et espèces proches




Sources : https://diatheo.weebly.com/uploads/2/8/2/3/28235851/lopinga_achine_bib.pdf / Lepiforum.de, Lepinet, pyrgus.de, european-lepidopteres.fr, association Flavia

Lopinga achine (mature)




Vue de dessus (+/-)	Vue de côté	Tête / dernier segment
 	 	 

CONFUSIONS POSSIBLES





Pararge aegeria



Vue de dessus	Vue de côté	Tête / Dernier segment
 <p>Two photographs showing the top view of a Pararge aegeria caterpillar on a grass blade. The top image shows the caterpillar's segmented body and its position on the blade. The bottom image is a closer view of the caterpillar's head and the first few segments.</p>	 <p>A single photograph showing the side view of a Pararge aegeria caterpillar on a grass blade, highlighting its segmented body and the fine hairs covering it.</p>	 <p>Three photographs showing close-up details of the head and the last segment of a Pararge aegeria caterpillar. The top image shows the head with its legs. The middle image shows the segmented body and the fine hairs. The bottom image shows the tip of the caterpillar's body.</p>

Maniola jurtina





Vue de dessus	Vue de côté	Tête / Dernier segment
 <p>A single photograph showing the top view of a Maniola jurtina caterpillar on a grass blade, highlighting its segmented body and the fine hairs covering it.</p>	 <p>A single photograph showing the side view of a Maniola jurtina caterpillar on a grass blade, highlighting its segmented body and the fine hairs covering it.</p>	 <p>Two photographs showing close-up details of the head and the last segment of a Maniola jurtina caterpillar. The top image shows the head with its legs. The bottom image shows the segmented body and the fine hairs.</p>




Lasiommata megera



Vue de dessus	Vue de côté	Tête / Dernier segment
	 	

<i>Melanargia galathea</i>	<i>Coenonympha sp.</i>
 <p data-bbox="416 1489 713 1525">Tête et pointes roses</p>	 <p data-bbox="911 1489 1150 1525">Absence de poils</p>

Critères d'identification d'une chenille de *L. achine*

<i>Lopinga achine</i>	<i>Maniola jurtina</i>	<i>Pararge aegeria</i>	<i>Lasiommata megera</i>
			
<p>Poils mi-longs à longs Fines lignes blanches</p>	<p>Poil long et denses Lignes blanches peu visibles</p>	<p>Poils courts Nombreuses lignes blanches sur tout le corps</p>	<p>Poils mi-longs Grosse ligne blanche sur le côté.</p>

<i>Lopinga achine</i>	<i>Pararge aegeria</i>	<i>Maniola jurtina</i>
		
<p>Couleur : blanc</p>	<p>Couleur : blanc à rose Poils peu développés</p>	<p>Couleur : rose Poils très développés et blancs</p>

<i>Lopinga achine</i>	<i>Maniola jurtina</i>
	
<p>Capsule céphalique : ovale</p>	<p>Capsule céphalique : anguleuse sur les extérieures</p>